



We offer a Recycle service on your unwanted goods and this service can be utilised when we make our delivery to you. We either recycle the unwanted items via a local recycle centre or re-house via various charities we partner with



Beadle Crome Interiors was established in Reading in 1972. Since that time it has remained a family business with a new generation helping to guide the business forward.



We offer a Protection Plan for your upholstery that covers anything from little accidents such as food or drink spills, accidental damage or even structural defects.



Finance now available online and instore on items over £1200



We charge for standard UK delivery and installation on all orders. We use our own trained delivery staff for the majority of deliveries.

BEADLECROME
I N T E R I O R S

Flavia Upholstery Range



Modern contemporary styling.

most versions are available with a choice of electric recliner motion & a superb collection of fabric or leather.

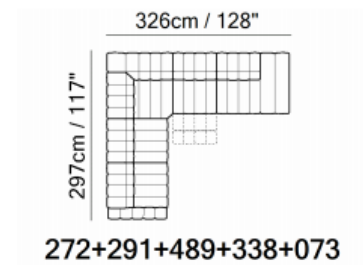
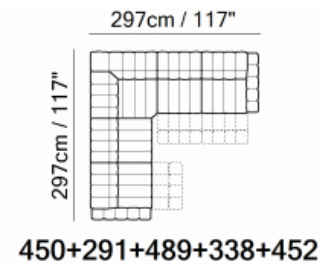
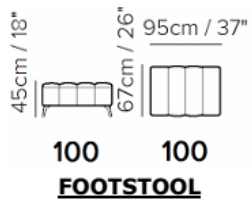
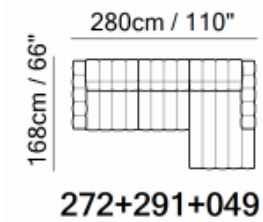
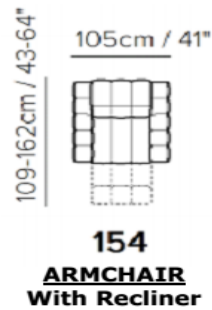
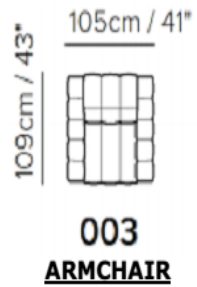
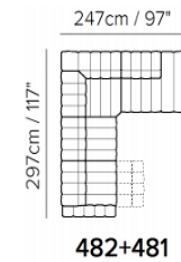
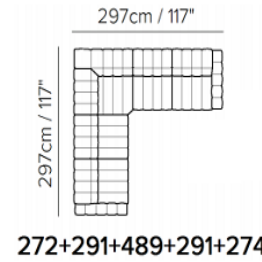
Leg option available in glossy chrome or matt black

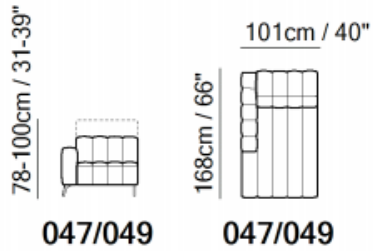
www.beadlecromeinteriors.co.uk



Beadle Crome Interiors Town Centre 44/52 Oxford Road Reading Berkshire RG1 7LA
T 0118 958 1356 W www.beadlecromeinteriors.co.uk

Sofas and Chairs



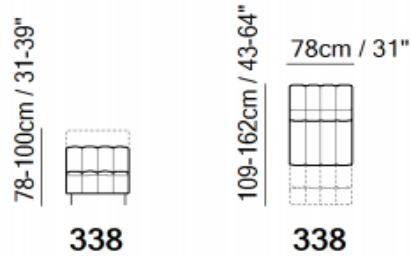


047/049

047/049

Chaise Longue

LHF/RHF

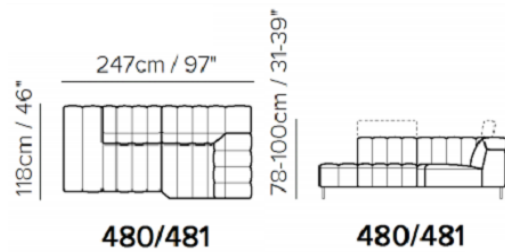


338

338

Armless Chair and Half Electric

Mech

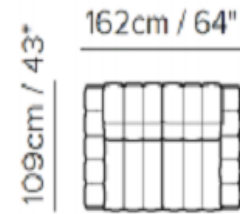


480/481

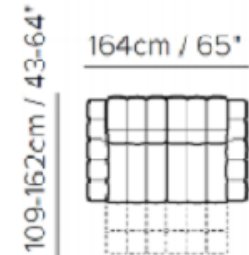
480/481

ARMLESS TERMINAL

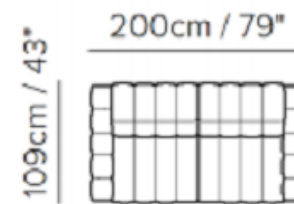
LHF/RHF



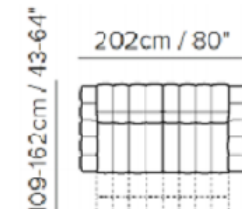
005
SMALL SOFA



T30
SMALL SOFA
With Recliner

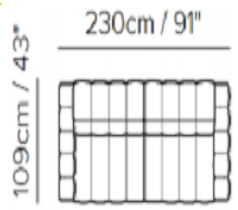


088
MEDIUM SOFA

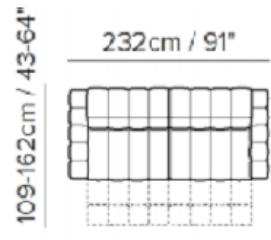


S46
MEDIUM SOFA
With Recliner

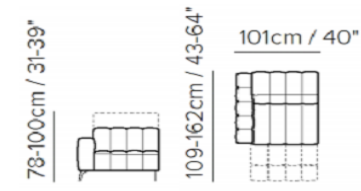
Optional Wireless Battery Pack available to operate sofas with mechanism. Please ask



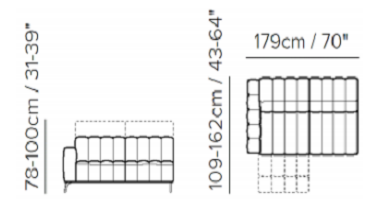
009
LARGE SOFA



T66
LARGE SOFA
With Recliner

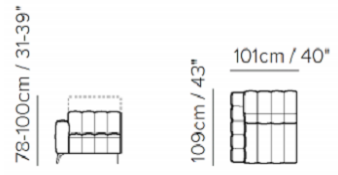


450/452 **450/452**
CHAIR 1 ARM
WITH ELECTRIC RECLINER
LHF/RHF

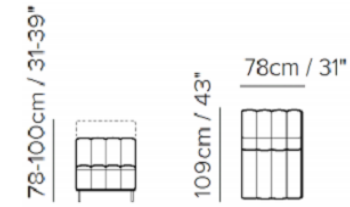


482/483 **482/483**
2 SEATER SOFA 1 ARM
WITH ELECTRIC RECLINER
LHF/RHF

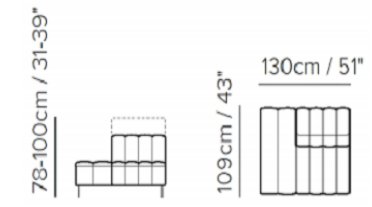
Modular Corner Sections



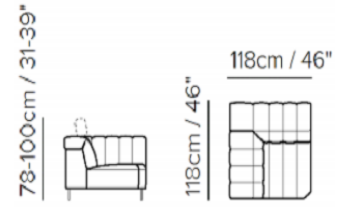
272/274 **272/274**
CHAIR 1 ARM
LHF/RHF



291 **291**
ARMLESS CHAIR



072/073 **072/073**
CORNER CHAIR TERMINAL
LHF/RHF



489 **489**
CORNER UNIT